

Minimum-phase property and reconstruction of elastodynamic dereverberation matrix operators

Christian Reinicke¹, Marcin Dukalski¹ and Kees Wapenaar²

¹*Aramco Research Center - Delft, Aramco Europe, Informaticalaan 6-12, 2628 ZD Delft, The Netherlands. E-mail: chris.reinicke@aramcooverseas.com*

²*Department of Geoscience and Engineering, Delft University of Technology, Stevinweg 1, 2628 CN Delft, The Netherlands*

Accepted 2023 March 10. Received 2023 February 7; in original form 2022 October 18

SUMMARY

Minimum-phase properties are well-understood for scalar functions where they can be used as physical constraint for phase reconstruction. Existing scalar applications of the latter in geophysics include, for example the reconstruction of transmission from acoustic reflection data, or multiple elimination via the augmented acoustic Marchenko method. We review scalar minimum-phase reconstruction via the conventional Kolmogorov relation, as well as a less-known factorization method. Motivated to solve practice-relevant problems beyond the scalar case, we investigate (1) the properties and (2) the reconstruction of minimum-phase matrix functions. We consider a simple but non-trivial case of 2×2 matrix response functions associated with elastodynamic wavefields. Compared to the scalar acoustic case, matrix functions possess additional freedoms. Nonetheless, the minimum-phase property is still defined via a scalar function, that is a matrix possesses a minimum-phase property if its determinant does. We review and modify a matrix factorization method such that it can accurately reconstruct a 2×2 minimum-phase matrix function related to the elastodynamic Marchenko method. However, the reconstruction is limited to cases with sufficiently small differences between P - and S -wave traveltimes, which we illustrate with a synthetic example. Moreover, we show that the minimum-phase reconstruction method by factorization shares similarities with the Marchenko method in terms of the algorithm and its limitations. Our results reveal so-far unexplored matrix properties of geophysical responses that open the door towards novel data processing tools. Last but not least, it appears that minimum-phase matrix functions possess additional, still-hidden properties that remain to be exploited, for example for phase reconstruction.

Key words: Fourier analysis; Inverse theory; Numerical solutions; Time-series analysis; Wave propagation; Wave scattering and diffraction.

1 INTRODUCTION

Phase reconstruction can be found in various fields of science and engineering (Shechtman *et al.* 2015). It is the process of finding a function given its Fourier amplitude spectrum or some multidimensional generalization thereof. The result is not unique but can be better constrained given some *a priori* knowledge of the function. The focus of this work lies on a special class called minimum-phase reconstruction. It pertains to invertible functions where the function and its inverse are characterized by energy concentrated close to the temporal origin.

In geophysics, minimum-phase is often thought to be a property of the seismic wavelet in marine acquisition (Yilmaz 2001), aside from complications resulting from band-limitation (Lamoureux & Margrave 2007). However, minimum-phase is a more general property which can be a characteristic of response functions that relate

wavefields measured at different spatial locations. For example, Sherwood & Trorey (1965) as well as Claerbout (1968) demonstrate that full-bandwidth 1-D acoustic transmission responses and their inverses form pairs of minimum-phase signals when measured from the onset of the signal. The aforementioned work distinguishes transmission from reflection responses. This is often reasonable in exploration geophysics when considering a section of the subsurface embedded between top and bottom boundaries. For simplicity, we assume these boundaries are perfectly absorbing. Contrary to transmissions, reflection responses are generally not minimum-phase.

To date, the properties and the reconstruction of multidimensional minimum-phase signals remain poorly understood. Here, multidimensional signals refer to response functions that are associated with 1.5-D elastodynamic or 2-D/3-D acoustic wavefields as opposed to scalar functions associated with 1.5-D acoustic wavefields. This topic remains a relevant geophysics problem which has been

studied by only few authors (Claerbout 1998; Fomel *et al.* 2003). As a result, multidimensional minimum-phase signal reconstruction remains a barrier for numerous applications such as retrieving transmission from reflection responses (Wapenaar *et al.* 2003), or internal multiple elimination using the augmented Marchenko method (e.g. Dukalski *et al.* 2019). The research of this paper has been motivated by the augmented Marchenko method and its generalization to elastodynamic waves (this method is not discussed here, but details can be found in Reinicke *et al.* 2020).

In this work, we study the minimum-phase properties and reconstruction of 2×2 matrix response functions. In Section 2, we review existing theory of minimum-phase properties and two reconstruction algorithms for the scalar case. Moreover, we discuss geophysical response functions and show an example of minimum-phase reconstruction for the acoustic dereverberation operator of the Marchenko method. In Section 3, we discuss why elastodynamic response functions are matrices instead of scalars, and analyse the minimum-phase property as well as its reconstruction for the matrix case. In Section 4, we present two numerical examples of minimum-phase matrix reconstruction based on the factorization algorithm by Wilson (1972) with a modification inspired by the Marchenko method. The two examples include a case with an accurate solution as well as another case with artefacts to highlight remaining limitations. Finally, we discuss our insights in Section 5 and highlight similarities between minimum-phase reconstruction and the Marchenko method.

2 MINIMUM-PHASE PROPERTY AND RECONSTRUCTION: SCALAR CASE

In this section, we review existing work to prepare the discussion of the main result of this paper. In particular, we,

- (2.1) review the scalar minimum-phase property and how it can be used for phase reconstruction via the Kolmogorov relation,
- (2.2) show a factorization method for scalar phase-reconstruction under a minimum-phase condition,
- (2.3) introduce our notation and geophysical responses.

In Section 2.3, we focus on a minimum-phase function that is relevant for the Marchenko method. However, the analysis does not require in depth knowledge of the Marchenko method.

2.1 Minimum-phase in a nutshell

We start by discussing linear time-invariant (LTI) systems. Given an arbitrary input, one can obtain the output of an LTI system via temporal convolution with its impulse response. For example, seismic reflection data can be represented as a temporal convolution of the source signature with the impulse response of the subsurface. This representation assumes that the subsurface remains unchanged during the experiment. For convenience, convolutions in the time (τ) domain are often formulated as multiplications in the frequency (ω) domain, for example,

$$\text{output}(\omega) = g(\omega) \text{input}(\omega), \quad (1)$$

where $g(\omega)$ denotes an impulse response. In the following, we imply that all operations, such as products or divisions, are performed per frequency component unless explicitly mentioned. Moreover, we refer to impulse responses as responses or functions, while they may also be known as transfer functions.

The minimum-phase property is a mathematical characteristic associated with a special class of functions. Using a qualitative definition, a function possesses a minimum-phase property if the following conditions are satisfied (Bode *et al.* 1945; Sherwood & Trorey 1965; Berkhout 1973; Skingle *et al.* 1977).

- (i) The sum of all absolute time components is finite (stability).
- (ii) The function vanishes for negative times (causality).
- (iii) The inverse exists and satisfies (i) and (ii).

An important consequence is that the product of minimum-phase functions produces a result with a minimum-phase property. The term ‘minimum-phase’ suggests that some attribute is minimized, which is true for special cases, where the group delay is minimized. However, this definition is not used in our analysis.

We illustrate the minimum-phase property using an example. Consider the causal functions (i.e. $\tau_1 > 0$),

$$A(\omega) = 1 + \alpha e^{-i\omega\tau_1}, \quad (2)$$

$$B(\omega) = \alpha + e^{-i\omega\tau_1} = (A(\omega))^* e^{-i\omega\tau_1}, \quad (3)$$

where α is a constant smaller than one. The variable i and the superscript ‘*’ denote the imaginary unit and complex-conjugation, respectively. Hence, the functions have identical amplitude spectra, $C(\omega) = |A(\omega)| = |B(\omega)|$. Moreover, we use several common operators, which are defined in the appendix (see Table A1). The analysis of causality depends on the definition of the Fourier transform (sign choice of the exponent) which we define according to eqs (A1) and (A2). The phase of the functions can be visualized as an angle in the complex plane spanned between a complex number and the real axis (see Fig. 1a, where $\alpha = -0.6$ and $\tau = 0.04$ s), or as a function of frequency (see Fig. 1b). It can be easily seen that the functions $A(\omega)$ and $B(\omega)$ satisfy conditions (i) and (ii) (see Fig. 1c). Their inverses exist and can be found using the geometric series and eq. (3),

$$(A(\omega))^{-1} = \sum_{k=0}^{\infty} (-\alpha)^k e^{-i\omega\tau_1 k}, \quad (4)$$

$$(B(\omega))^{-1} = \left((A(\omega))^{-1} \right)^* e^{i\omega\tau_1} = \sum_{k=0}^{\infty} (-\alpha)^k e^{i\omega\tau_1(k+1)}. \quad (5)$$

Moreover, the inverses are stable due to convergence of the geometric series in eqs (4) and (5). However, only the inverse $(A(\omega))^{-1}$ is causal whereas the inverse $(B(\omega))^{-1}$ is acausal (see Fig. 1c). Hence, the function $A(\omega)$ satisfies conditions (i)–(iii) and possesses a minimum-phase property, but the function $B(\omega)$ does not. The amplitude spectrum $C(\omega)$ has a smaller phase (zero-phase) than the function $A(\omega)$ but it violates the causality condition (ii), and hence is not minimum-phase (see Fig. 1c). In the following, we omit the dependency on frequencies except for newly introduced functions.

Minimum-phase reconstruction is the retrieval of a minimum-phase function from its amplitude, or power, spectrum. In general, phase reconstruction carries a degree of freedom $e^{i\Phi(\omega)}$,

$$(Ae^{i\Phi(\omega)})^* A e^{i\Phi(\omega)} = A^* A = |A|^2. \quad (6)$$

However, it can be shown that the aforementioned freedom vanishes under the minimum-phase conditions (i)–(iii). Thus, minimum-phase functions possess a unique amplitude–phase relationship, which can be formulated, for example via the Kolmogorov relation (e.g. Skingle *et al.* 1977),

$$\begin{aligned} \log(A) &= \log(|A|) + i\text{Arg}[A] \\ &= \log(|A|) - i\mathcal{H}[\log(|A|)]. \end{aligned} \quad (7)$$

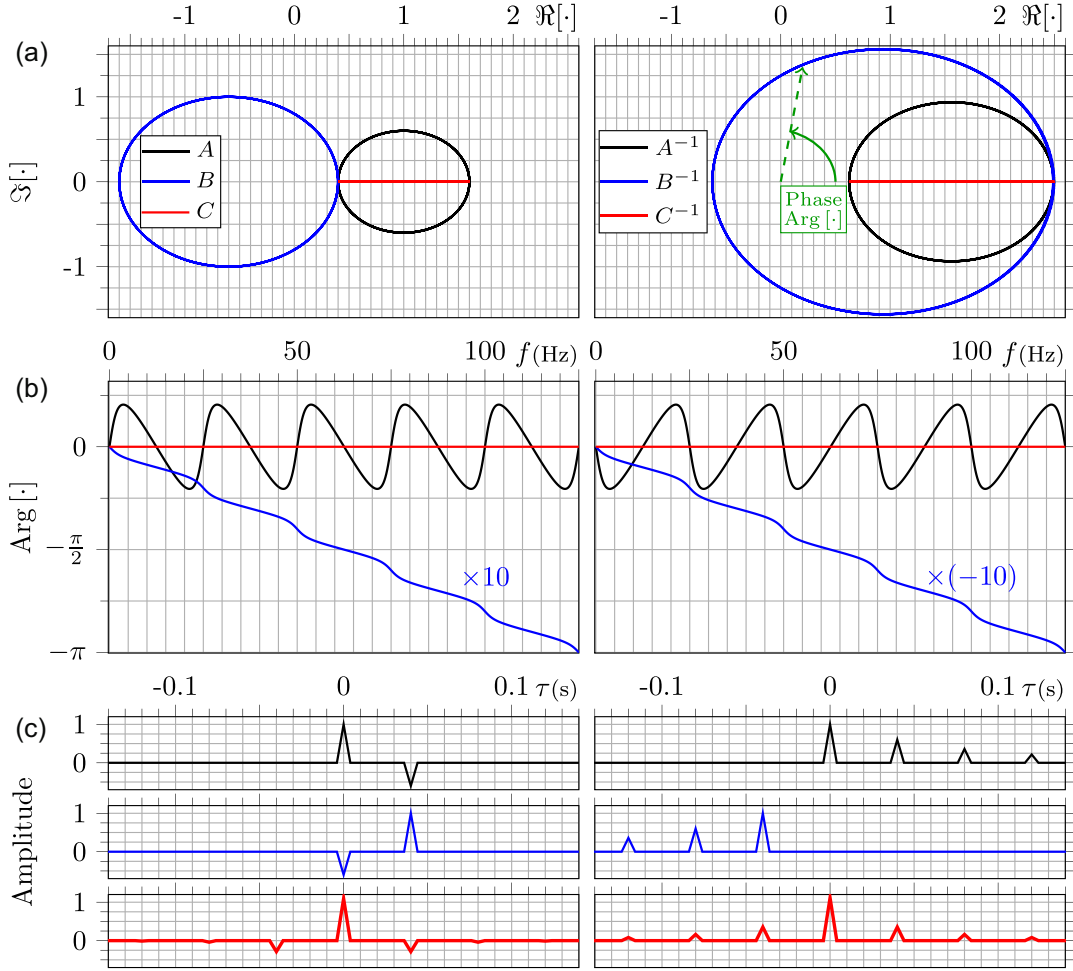


Figure 1. Illustration of the functions A , B , C (left-hand column) and their inverses (right-hand column) defined in eqs (2)–(5) using $\alpha = -0.6$ and $\tau_1 = 0.04$ s. The panels show (a) Argand diagrams, (b) phase spectra and (c) time domain representations. The axes of the Argand diagram correspond to the real (\Re) and imaginary (\Im) part of the functions in the frequency domain. The phase of a complex number is illustrated in the top right-hand panel. Moreover, there is one legend per column and we denote $f = \frac{\omega}{2\pi}$. The minimum-phase function A and its inverse follow trajectories in the complex plane that have winding numbers around the origin equal to zero. However, the trajectory of the function B and its inverse wind five times around the origin of the complex plane (deduced from the phase spectra $\frac{\pi \times 10}{2\pi} = 5$, or $\frac{\omega_{\max} \tau_1}{2\pi} = 125 \text{ Hz} \times 0.04 \text{ s} = 5$).

Here, we denote the phase by $\text{Arg}[A]$, the natural logarithm by $\log(\cdot)$, and the Hilbert transform by $\mathcal{H}[\cdot]$.

2.2 Minimum-phase reconstruction by factorization

Wilson (1969) formulates minimum-phase reconstruction as a recursive factorization problem, which we call the Wilson algorithm. This method will be important when generalizing the minimum-phase property and reconstruction from scalars to matrices in Section 3.2. Since the Wilson method might be less-known than the Kolmogorov in eq. (7), we summarize its scalar formulation in more detail.

Consider an arbitrary minimum-phase function $A(\omega)$. The starting point is a relation between the amplitude spectrum $|A|$, an estimate after n iterations A_n and its update A_{n+1} (see eq. 6 in Wilson 1969),

$$A_n A_{n+1}^* + A_{n+1} A_n^* = A_n A_n^* + A A^*. \quad (8)$$

Multiplication by $(A_n)^{-1}$ and $(A_n^*)^{-1}$ leads to,

$$A_{n+1}^* (A_n^*)^{-1} + (A_n)^{-1} A_{n+1} = 1 + (A_n)^{-1} A A^* (A_n^*)^{-1}. \quad (9)$$

It follows from the minimum-phase-property of the desired solution A that eq. (9) contains a superposition of a strictly causal term, $(A_n)^{-1} A_{n+1}$, with its time-reverse. The acausal term, $[(A_n)^{-1} A_{n+1}]^*$, can be removed by applying a temporal mute $\Theta[\cdot]$. Next, the result is rearranged to obtain a recursive algorithm,

$$A_{n+1} = A_n \Theta \left[1 + (A_n)^{-1} |A|^2 (A_n^*)^{-1} \right]. \quad (10)$$

Here, the mute represents multiplication by the Heaviside function $H(\tau)$ in the time domain,

$$H(\tau) = \begin{cases} 1, & \tau > 0, \\ \frac{1}{2}, & \tau = 0, \\ 0, & \tau < 0. \end{cases} \quad (11)$$

Since most operations in this work are formulated in the frequency domain, the mute operator $\Theta[\cdot]$ includes Fourier transforms between the frequency and time domains. In Section 3, the mute operator will be generalized from a Heaviside function to a more general step function. Wilson (1969) shows that the recursive algorithm in eq. (10) converges to the desired solution A using the simplest minimum-phase function as initial estimate, $A_0 = 1$ (in

the frequency domain). The scaling by $\frac{1}{2}$ at time zero (see eq. 11) handles the overlap of the causal and acausal terms in eq. (9). It can also be seen as a termination condition that ensures convergence, that is the solution is not updated for $A_n = A$,

$$\begin{aligned} A_{n+1} &= A_n \ominus \left[1 + (A_n)^{-1} |A|^2 (A_n^*)^{-1} \right] \\ &= A_n \ominus [1 + 1] = A_n. \end{aligned} \quad (12)$$

2.3 Geophysical scalar functions and minimum-phase

We briefly introduce our notation, define the dereverberation operator and show a numerical example of the Wilson algorithm.

In geophysics, transfer functions are often used to relate wavefields at different locations. For simplicity, we consider horizontally layered media in the x - z space, where wavefields decouple per horizontal ray-parameter, $p_x = \frac{\sin(\alpha)}{c}$ (see eq. A3 for definition of the domain transformation). Here, the angle α is formed by the wave front and the x -axis, and c denotes the local propagation velocity of a given wave type (P , or S which will be relevant in the elastic case).

The term response refers to a Green's function associated with a plane-wave dipole source and a monopole receiver. Hence, a response is a function that relates the wavefields at the source and receiver locations via a product per frequency. We consider an acoustic medium that is homogeneous except for a section between the depth levels z on top, and z' at the bottom. Moreover, the medium is source-free below the upper boundary at depth z . In this configuration, one can relate the wavefields on the boundaries z and z' using a scalar response $D(p_x, z', z, \omega)$ (as opposed to a matrix response) according to,

$$q(p_x, z', \omega) = D(p_x, z', z, \omega)q(p_x, z, \omega). \quad (13)$$

Here, the quantity $q(p_x, z, \omega)$ denotes an acoustic pressure wavefield. We assume all coordinates are fixed except for the frequency and use a detail-hiding notation that omits coordinates, for example $q_{\text{below}} = Dq_{\text{above}}$ (similar to Berkhout 1982; Wapenaar & Berkhout 1989).

For all numerical examples in this paper, we consider the four layer model in Fig. 2 and a single ray-parameter $p_x = 2 \times 10^{-4} \text{ s m}^{-1}$. We use three models that are identical except for the S -wave velocity c_S including an acoustic model ($c_S = 0$) and two elastic ones ($c_S \neq 0$).

Next, we introduce a specific transfer function namely the dereverberation operator which is the desired solution of the Marchenko equation. It can be used to remove internal multiples from seismic reflection data (e.g. van der Neut & Wapenaar 2016; Dukalski & de Vos 2022), however, multiple elimination is not relevant for our analysis. The dereverberation operator is defined via the transmission response T^\downarrow that relates the wavefields above and below a scattering medium ($q_{\text{below}} = T^\downarrow q_{\text{above}}$). In the acoustic case, it can be written as,

$$V^+ = T^{\downarrow-1} T_{\text{dir}}^\downarrow = I + V_{\text{coda}}^+. \quad (14)$$

Here, the transmission T^\downarrow is split in its direct and coda parts indicated by the subscripts 'dir' and 'coda', respectively,

$$T^\downarrow = T_{\text{dir}}^\downarrow + T_{\text{coda}}^\downarrow, \quad (15)$$

and the inverse transmission $T^{\downarrow-1}$ is often referred to as a focusing function f^+ (Wapenaar *et al.* 2014). Transmissions and their inverses are minimum-phase functions, except for a positive and negative time shift, respectively (Claerbout 1968). These time shifts

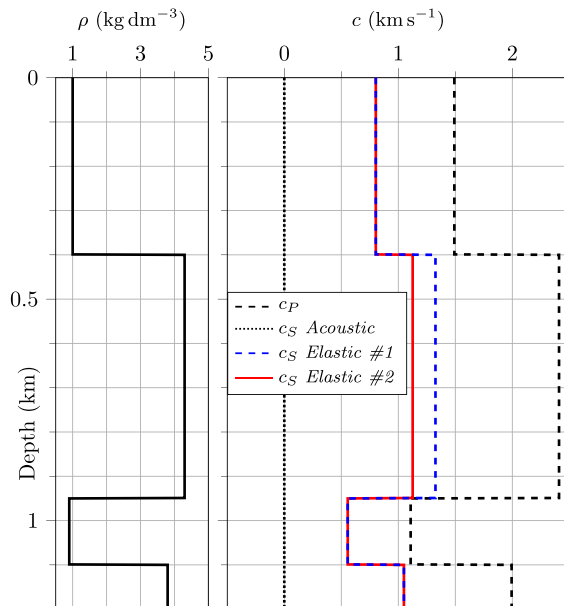


Figure 2. Parameters of the three models used in this work. The density ρ and the P -wave velocity c_P are identical for all models. An *acoustic case* is defined by setting the S -wave velocity to zero $c_S = 0$. The *Elastic #1* case is defined with a non-zero S -wave velocity $c_S \neq 0$. The *Elastic #2* case is defined by reducing the S -wave velocity in one of the layers. The one-way traveltimes within each layer are integer-multiples of the time sampling interval ($\Delta\tau = 4 \text{ ms}$) for all models and for P/S waves associated with $p_x = 2 \times 10^{-4} \text{ s m}^{-1}$. This choice simplifies the interpretation of the medium responses in the time domain because all events perfectly coincide with a time sample, that is it avoids smearing of individual events across several time samples. In this setting, we can accurately apply temporal mutes which allows us to verify the accuracy of the discussed algorithms up to numerical noise (in the order of 1×10^{-15} for double-precision).

mutually cancel when evaluating the product in eq. (14). Hence, the dereverberation operator possesses a minimum-phase property. For example, the function A in eq. (2) is a dereverberation operator of an acoustic medium with two reflectors that are separated by the traveltime $\frac{1}{2}\tau_1$, and the factor α represents the product of the reflection coefficients of the two interfaces.

We illustrate the scalar Wilson algorithm with an example considering the acoustic model shown in Fig. 2. The power spectrum of the dereverberation operator $|V^+|^2$ (see Fig. 3a) is modelled analytically (Dukalski *et al.* 2022) and used to evaluate eq. (10) with $A = V^+$. Figs 3(b)–(f) show the solution V_n^+ and its error, $V_n^+ - V^+$, as a function of iterations (n). The convergence in Fig. 4 reveals that the Wilson algorithm finds the true solution up to numerical accuracy within seven iterations.

3 MINIMUM-PHASE PROPERTY AND RECONSTRUCTION: MATRIX CASE

In this section, we,

(3.1) Introduce matrix functions and their link to elastodynamic wavefields.

(3.2) Analyse the minimum-phase property of matrices.

(3.3) Review normal products and explore how minimum-phase matrices can be reconstructed from their normal products by factorization. For the reconstruction step, we focus on the special case of the elastodynamic dereverberation operator.

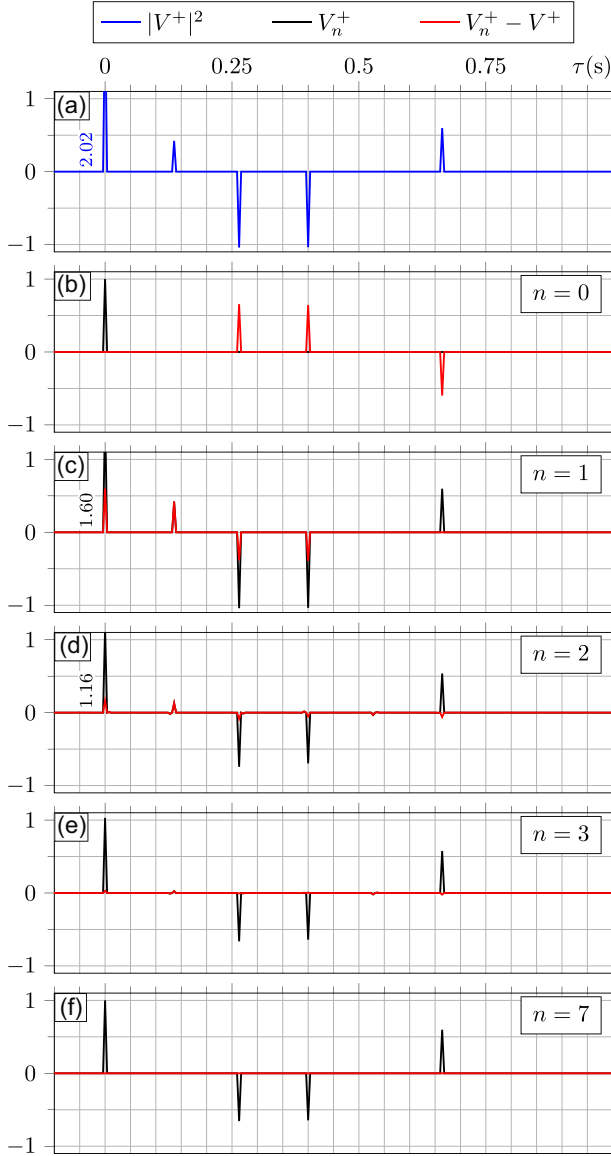


Figure 3. All responses are shown in the time domain. (a) Autocorrelation of the dereverberation operator associated with the acoustic model shown in Fig. 2. Negative times are not shown because (scalar) autocorrelations are symmetric in time, $(|V^+|^2)^* = |V^+|^2$. Panels (b)–(f) show the dereverberation operator as it is recursively reconstructed via the Wilson algorithm in eq. (10) (V_n^+ in black) and its error ($V_n^+ - V^+$ in red). The initial estimate ($n = 0$) is an identity, that is a single spike at time zero. After seven iterations the true solution is retrieved up to numerical noise (see Fig. 4). For better illustration, strong events are clipped and their amplitudes are indicated with labels.

3.1 Geophysical matrix functions

We briefly introduce matrix functions. The literature distinguishes between transfer functions with (1) a single input and a single output (SISO) corresponding to the scalar case discussed above, as well as (2) multi-inputs and multi-outputs (MIMO; Johansson 1997). The latter can be represented by frequency-dependent matrices, where the number of rows and columns corresponds to the number of output and input variables, respectively. Hence, they are referred to as matrix functions. Compared to the scalar case, mathematical operations are generalized which can lead to previously unexplored

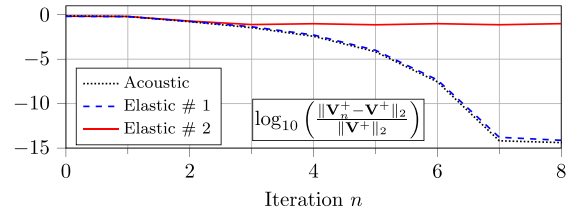


Figure 4. Convergence of the scalar and matrix Wilson algorithms in eqs (10) and (30) associated with the dereverberation operators (V^+ and \mathbf{V}^+) of the acoustic and elastic models in Fig. 2, respectively. The convergence is defined as the relative error with respect to the true solution as indicated by the legend. For the *acoustic* and the *Elastic #1* case, the Wilson algorithm converges up to numerical noise within seven iterations. For the *Elastic #2* case, the relative error converges to approximately 10 per cent.

challenges, for example scalar products and divisions become matrix multiplications and matrix inverses, respectively.

Elastodynamic responses can be represented by 2×2 matrix functions. Here, we consider the configuration discussed in Section 2.3 but generalize acoustic to elastic media. One can formulate the elastic extension of the wavefield-response relation in eq. (13) as follows,

$$\mathbf{q}(p_x, z', \omega) = \mathbf{D}(p_x, z', z, \omega)\mathbf{q}(p_x, z, \omega), \quad (16)$$

with,

$$\mathbf{D} = \begin{pmatrix} D_{P,P} & D_{P,S} \\ D_{S,P} & D_{S,S} \end{pmatrix}, \text{ and } \mathbf{q} = \begin{pmatrix} q_P \\ q_S \end{pmatrix}. \quad (17)$$

The subscripts denote *P/S* waves and we use bold font to distinguish vectors and matrices from scalars. In this context, the matrix function \mathbf{D} is an elastodynamic response defined in the *P–S* space. The first and second subscripts of its matrix elements denote the wave type at the receiver- and source-side, respectively. For example, the element $D_{P,S}$ relates *S* waves at the source location to *P* waves at the receiver location. Next, we generalize the temporal mutes to matrices such that they operate, and can differ per matrix element in the *P–S* space,

$$\Theta[\mathbf{D}] = \begin{pmatrix} \Theta_{P,P} [D_{P,P}] & \Theta_{P,S} [D_{P,S}] \\ \Theta_{S,P} [D_{S,P}] & \Theta_{S,S} [D_{S,S}] \end{pmatrix}. \quad (18)$$

Next, we will investigate how to define and reconstruct the minimum-phase property for matrices, for example per matrix element or per matrix. Moreover, we will analyse the mathematical behaviour of minimum-phase matrices, for example whether their property is preserved by matrix products or changes of basis. Despite focusing on 2×2 matrices, we do not exclude generalizations to larger ones.

3.2 Minimum-phase matrix property

The concept of minimum-phase is significantly more difficult beyond scalar functions where several assumptions break. In the following, we discuss the minimum-phase property of matrices by reviewing findings from other areas (e.g. control theory).

Diagonal matrices are a trivial extension from scalars to matrices. Consider the scalar minimum-phase functions, $A_{\pm} = 1 \pm \alpha e^{-i\omega\tau_1}$, with $|\alpha| < 1$ and $\tau_1 > 0$. By arranging them in a diagonal matrix denoted by $\text{diag}(\cdot)$ we obtain the minimum-phase matrix, $\mathbf{\Lambda} = \text{diag}(A_-, A_+)$. In contrast to this intuitive example, we will show less obvious cases of minimum-phase matrices further onwards.

Existing literature defines matrices as minimum-phase if their determinants are minimum-phase (Wiener 1955; Rosenbrock 1969; Horowitz *et al.* 1986). Hence, the determinant of a minimum-phase matrix satisfies the Kolmogorov relation (analogously to eq. 7). This definition is consistent with the special case of scalar functions which are 1×1 matrices. It is also consistent with the simple matrix example above, \mathbf{A} , where the determinant is equal to the product of the minimum-phase diagonal elements, $\det(\mathbf{A}) = A_- A_+$, producing by definition a minimum-phase result.

In a general case, defining minimum-phase matrices via their determinant has several consequences:

(1) Matrix multiplications and matrix inverses preserve the minimum-phase property. This can be seen by considering the determinants of arbitrary minimum-phase matrix functions \mathbf{A} and \mathbf{B} ,

$$\det(\mathbf{AB}) = \det(\mathbf{A}) \det(\mathbf{B}), \quad (19)$$

$$\det(\mathbf{A}^{-1}) = (\det(\mathbf{A}))^{-1}. \quad (20)$$

The determinants, $\det(\mathbf{A})$ and $\det(\mathbf{B})$, are minimum-phase scalar functions. Hence, the right-hand sides of eqs (19) and (20) show that the matrix product \mathbf{AB} and the inverse matrix \mathbf{A}^{-1} possess a minimum-phase property.

(2) The minimum-phase property is basis-independent,

$$\det(\mathbf{D}) = \det(\mathbf{QDQ}^{-1}), \quad (21)$$

where \mathbf{Q} is an arbitrary invertible matrix of the same size as \mathbf{D} . Hence, minimum-phase is a physical property that is independent of the coordinate system or domain.

(3) Minimum-phase matrices are not fully consistent with the qualitative conditions (i)–(iii) in Section 2.1. The invertibility criterion (iii) is satisfied because minimum-phase determinants are non-zero. However, it is less clear how to interpret causality and stability for a matrix [criteria (i) and (ii)]. In particular, minimum-phase determinants do not guarantee causality of individual matrix elements. For example, suppose the matrix,

$$\mathbf{Q} = \begin{pmatrix} 1 - 2\alpha e^{-i\omega\tau_1} & 1 \\ 1 + \alpha e^{i\omega\tau_1} & 1 + \alpha e^{i\omega\tau_1} \end{pmatrix}, \quad (22)$$

is used to apply a frequency-dependent basis transformation to the minimum-phase matrix, $\mathbf{A} = \text{diag}(A_-, A_+)$. The resulting matrix,

$$\mathbf{Q}\mathbf{A}\mathbf{Q}^{-1} = \begin{pmatrix} 2 - \alpha e^{-i\omega\tau_1} & -\frac{1-2\alpha e^{-i\omega\tau_1}}{1+\alpha e^{i\omega\tau_1}} \\ 1 + \alpha e^{i\omega\tau_1} & \alpha e^{-i\omega\tau_1} \end{pmatrix}, \quad (23)$$

is still minimum-phase but its matrix elements are not such as the acausal element $1 + \alpha e^{i\omega\tau_1}$.

(4) Minimum-phase matrices do not necessarily possess minimum-phase eigenvalues. A minimum-phase determinant constrains the phase spectra of the eigenvalues up to a frequency-dependent freedom, $\eta = \eta(\omega)$,

$$\text{Arg}[\lambda_1] = -\mathcal{H}[\log(|\lambda_1|)] + \eta, \quad (24)$$

$$\text{Arg}[\lambda_2] = -\mathcal{H}[\log(|\lambda_2|)] - \eta. \quad (25)$$

There are special cases where all eigenvalues observe a minimum-phase property (i.e. $\eta = 0$), for example the aforementioned matrix \mathbf{A} , or transmission-like responses of 2-D laterally invariant acoustic media (see examples by Wapenaar *et al.* 2003; Elison *et al.* 2020). This work focuses on more general minimum-phase matrices, where scalar solutions per eigenvalue no longer suffice.

3.3 Minimum-phase reconstruction by normal-product factorization: matrix case

In this section, we extend minimum-phase reconstruction from scalars to matrices. First, we define normal products as generalized power spectra, and we demonstrate why unique minimum-phase matrix reconstruction is significantly more challenging than its scalar version. Secondly, we modify the minimum-phase matrix reconstruction method by Wilson (1972) considering the special case of the elastodynamic dereverberation operator \mathbf{V}^+ . Thirdly, we discuss similarities of this reconstruction method to the Marchenko method. We will illustrate our analysis numerically in Section 4.

3.3.1 Normal products: generalized power spectra

The normal product is defined as the product of a quantity, with its complex-conjugate transpose, for example $|D|^2$ for scalars, or $\mathbf{D}\mathbf{D}^\dagger$ for matrices (e.g. Dukalski 2020). Scalar normal products may be better known as autocorrelations in the time domain and are often interpreted physically as power spectra in the frequency domain because their phase vanishes $\text{Arg}[|D|^2] = 0$. Following this physical interpretation, retrieving the scalar solution D from its normal product $|D|^2$ is often described as a phase reconstruction, while mathematically, it is a factorization problem. In Section 2, we showed that this generally non-unique factorization can be constrained for minimum-phase scalar functions (see eqs 6 and 7). However, the matrix case is more complicated.

There are several differences between scalar power spectra and matrix normal products. For example, consider,

$$\mathbf{D}\mathbf{D}^\dagger = \begin{pmatrix} D_{P,P} & D_{P,S} \\ D_{S,P} & D_{S,S} \end{pmatrix} \begin{pmatrix} D_{P,P}^* & D_{S,P}^* \\ D_{P,S}^* & D_{S,S}^* \end{pmatrix} = \begin{pmatrix} \delta & \epsilon^* \\ \epsilon & \zeta \end{pmatrix}, \quad (26)$$

with $\delta = |D_{P,P}|^2 + |D_{P,S}|^2$, $\epsilon = D_{P,P}^* D_{S,P} + D_{P,S}^* D_{S,S}$, and $\zeta = |D_{S,P}|^2 + |D_{S,S}|^2$. The off-diagonal elements of the normal product are identical except for a sign-inverted phase that is not necessarily zero $\text{Arg}[\epsilon] = -\text{Arg}[\epsilon^*]$. Nonetheless, we keep the physical interpretation from the scalar case, that is ‘power spectra’ and ‘phase reconstruction’ refer to normal products and the retrieval of the solution \mathbf{D} from its normal product, respectively. Since matrix multiplications do not commute, there are two normal products, which are generally not equal $\mathbf{D}\mathbf{D}^\dagger \neq \mathbf{D}^\dagger\mathbf{D}$. Counting matrix elements as equations, the two normal products provide individually up to three (see eq. 26), and together up to six independent equations (for 2×2 matrices). Hence, if both normal products are known, there are more equations to constrain the reconstruction of the matrix \mathbf{D} . However, we assume only one normal product is available which describes a challenge of the elastodynamic augmented Marchenko method (details are not needed here but can be found in Reinicke *et al.* 2020).

Compared to the scalar case, the factorization of a (single) normal product has additional degrees of freedom. The normal product of the matrix \mathbf{D} is preserved upon multiplication by an arbitrary unitary 2×2 matrix \mathbf{U}_2 ,

$$\mathbf{D}\mathbf{U}_2 (\mathbf{D}\mathbf{U}_2)^\dagger = \mathbf{D}\mathbf{D}^\dagger, \quad (27)$$

due to the unitary property $\mathbf{U}_2[\mathbf{U}_2]^\dagger = \mathbf{I}$ (here \mathbf{I} denotes an identity matrix). The \mathbf{U}_2 element can be represented as follows (the term ‘element’ is commonly used in the relevant literature, e.g. Cornwell 1997),

$$\mathbf{U}_2 = \begin{pmatrix} e^{-i\frac{\gamma+\alpha}{2}} \cos\left[\frac{\beta}{2}\right] & -e^{i\frac{\gamma-\alpha}{2}} \sin\left[\frac{\beta}{2}\right] \\ e^{-i\frac{\gamma-\alpha}{2}} \sin\left[\frac{\beta}{2}\right] & e^{i\frac{\gamma+\alpha}{2}} \cos\left[\frac{\beta}{2}\right] \end{pmatrix} e^{i\phi}, \quad (28)$$

where α , β and γ are Euler angles (Hamada 2015). The freedom $e^{i\Phi}$ can be constrained via the minimum-phase property of the determinant $\det(\mathbf{D})$ (shown in chapter 5 of Reinicke 2020),

$$\Phi = -\frac{1}{4} \mathcal{H} [\log (|\det(\mathbf{D}\mathbf{D}^\dagger)|)]. \quad (29)$$

Unfortunately, the minimum-phase determinant only constrains Φ , that is one out of four free parameters. Due to this limitation, we seek for an alternative method, which is discussed next.

3.3.2 Minimum-phase matrix reconstruction by factorization

In the following, we review a minimum-phase matrix reconstruction method, introduce the elastodynamic dereverberation operator and eventually modify the reconstruction method for the dereverberation operator.

The scalar Wilson algorithm can be generalized to matrices. Wilson (1972) proposes a matrix extension of the recursive scalar algorithm which can be written as,

$$\mathbf{D}_{n+1} = \mathbf{D}_n \Theta \left[\mathbf{I} + (\mathbf{D}_n)^{-1} \mathbf{D}\mathbf{D}^\dagger (\mathbf{D}_n^\dagger)^{-1} \right], \quad (30)$$

with $\mathbf{D}_0 = \mathbf{I}$. The function Θ element-wise mutes acausal events and scales the time zero components of the diagonal elements by $\frac{1}{2}$. Although the dereverberation operator \mathbf{V}^+ has a minimum-phase determinant (shown in the next section), it is not reconstructed correctly by the algorithm in eq. (30) with $\mathbf{D} = \mathbf{V}^+$. We will show that this limitation is due to the mute $\Theta[\cdot]$ and can be overcome using a modified mute.

For better illustration, we briefly define the elastodynamic dereverberation operator. One can generalize the acoustic definition in eqs (14) and (15) to the elastic case by replacing scalar with matrix responses in the P - S space (Reinicke *et al.* 2020),

$$\mathbf{V}^+ = \mathbf{T}^{\downarrow-1} \mathbf{T}_{\text{dir}}^\downarrow = \mathbf{I} + \mathbf{V}_{\text{coda}}^+ \quad (31)$$

The acoustic direct transmission $\mathbf{T}_{\text{dir}}^\downarrow$ generalizes to a forward-scattered transmission $\mathbf{T}_{\text{dir}}^\downarrow$ that includes all non-reflected events such as transmitted mode-converted waves (Wapenaar 2014). Assuming that many readers are unfamiliar with the dereverberation operator, we explain its properties that are important for our analysis. First, the dereverberation operator has a finite number of events limited by the number of layers. This follows from the finite number of events of the inverse and forward-scattered transmissions (Dukalski *et al.* 2022). Secondly, all events of the dereverberation operator arrive within a well-defined time window that only depends on the one-way traveltimes of P and S waves within each layer (Reinicke *et al.* 2020). Lastly, and most importantly, the onset of its matrix elements in the time domain is not always at time zero. In particular, its off-diagonal elements typically have non-zero onset times that can be acausal (shown by Reinicke *et al.* 2020).

Given these properties, we modify the mute of the matrix Wilson algorithm to reconstruct the dereverberation operator from its normal product. We propose modifying the operator $\Theta[\cdot]$ to mute all events in the time domain prior to the onset of the dereverberation operator per matrix component. This differs from the original matrix Wilson algorithm which instead removes acausal events for all matrix elements. Using the modified mute $\Theta[\cdot]$ in eq. (30), it appears that the matrix Wilson algorithm can accurately factorize the normal product of the dereverberation operator (results will be shown in Section 4).

4 NUMERICAL EXAMPLE

In this section, we show two examples of the matrix Wilson method and analyse determinants and eigenvalues numerically. These examples are associated with the models *Elastic #1* and *Elastic #2*, which are identical except for the S -wave velocity in the second layer from the top (see Fig. 2). They are designed such that the Wilson method succeeds (*Elastic #1*) and fails (*Elastic #2*) to reconstruct the respective dereverberation operator correctly. In both cases, we model the dereverberation operator analytically (Dukalski *et al.* 2022) to calculate the normal product, and to provide a reference for the retrieved solution. For the matrix Wilson method, we define the diagonal elements of the mute ($\Theta_{PP}[\cdot]$ and $\Theta_{SS}[\cdot]$) via the Heaviside function in eq. (11). The off-diagonal elements $\Theta_{PS}[\cdot]$ and $\Theta_{SP}[\cdot]$ mute all events in the time domain prior to the onset of the components V_{PS}^+ and V_{SP}^+ , respectively.

Firstly, we consider the successful case *Elastic #1*. We use the normal product $\mathbf{V}^+\mathbf{V}^+$ shown in Figs 5(a)–(d) to evaluate eight iterations of the matrix Wilson algorithm, resulting in the solution $\mathbf{V}_{n=8}^+$ in Figs 5(e)–(h). The algorithm monotonically converges to the true solution \mathbf{V}^+ up to numerical noise (see Fig. 4), hence, we do not show the difference plot. Figs 5(e)–(h) illustrate that the dereverberation operator has a finite number of events in the time domain that arrive within a well-defined time window as discussed in Section 3.3.2. Here, the responses are zero outside the displayed time window, that is all events are shown. Figs 5(e)–(h) also show the identity term of the dereverberation operator (see eq. 31). Moreover, the onset of the off-diagonal elements in the time domain deviates from time zero and is even acausal for the SP element (see Fig. 5g).

Secondly, we modify the model until the proposed method for normal-product factorization becomes inaccurate (case *Elastic #2*). Compared to the previous example, the traveltime difference between P and S waves increased, leading to acausal events in the diagonal elements V_{PP}^+ and V_{SS}^+ . As a result, it is no longer clear how to define the diagonal elements of the mute $\Theta_{PP}[\cdot]$ and $\Theta_{SS}[\cdot]$, which also need to scale the time zero element by $\frac{1}{2}$ to ensure convergence (see eq. 12). Here, we only adjust the off-diagonal elements of the mute, $\Theta_{PS}[\cdot]$ and $\Theta_{SP}[\cdot]$, to account for the changed onset of the dereverberation operator in the time domain. Then we repeat the previous experiment using the normal product of the dereverberation operator shown in Figs 6(a)–(d). Figs 6(e)–(h) show the retrieved dereverberation operator after evaluating eight iterations of eq. (30) $\mathbf{V}_{n=8}^+$, and the difference with respect to the modelled reference \mathbf{V}^+ . The convergence (see Fig. 4) indicates that the relative error of the retrieved solution is in the order of 10 per cent.

Lastly, we analyse the determinants and eigenvalues of the dereverberation operators. We verify that the determinants of the modelled dereverberation operators $\det(\mathbf{V}^+)$ satisfy the Kolmogorov relation up to numerical noise (relative error in the order of 1×10^{-14}) for both cases, *Elastic #1* and *Elastic #2*. Next, we inspect the determinants of the retrieved dereverberation operators after eight iterations $\det(\mathbf{V}_{n=8}^+)$ (see Fig. 7). We observe that it satisfies the minimum-phase conditions in the case *Elastic #1* but it violates them in the case *Elastic #2*. This violation can be easily verified by the acausal events of the determinant (see close-up in Fig. 7c). The phase error of the determinant can be corrected using eq. (7). However, the retrieved response $\mathbf{V}_{n=8}^+$ carries an additional error represented by the Euler angles (see eq. 28) that cannot be removed. The eigenvalues of the dereverberation operators do not satisfy the Kolmogorov relation for any of the tested cases. Even in

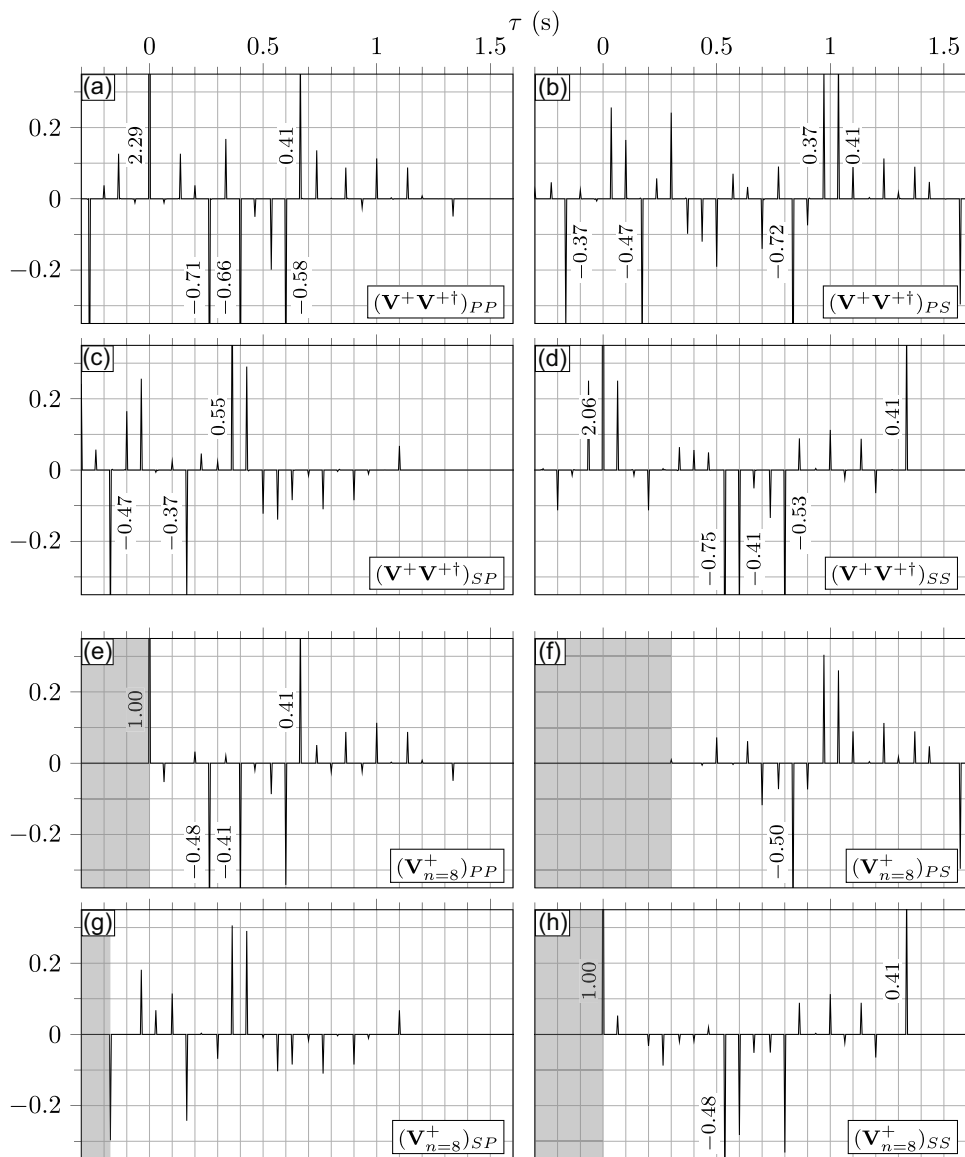


Figure 5. (a)–(d) Normal product $\mathbf{V}^+\mathbf{V}^{\dagger}$ of the dereverberation operator associated with the model *Elastic #1* (see Fig. 2). The panels show the four elastic components analogously to the 2×2 matrix in eq. (17). (e)–(h) Retrieved dereverberation operator after eight iterations. The grey areas indicate the time samples that are muted by the modified operator $\Theta[\cdot]$ in eq. (30). We do not show a difference or reference plot because the retrieved and modelled dereverberation operators are identical up to numerical noise (see convergence in Fig. 4). All panels show responses in the time domain to facilitate the interpretation.

the successful case (*Elastic #1*), the phase spectra of the eigenvalues differ severely from their minimum-phase spectra defined via the Kolmogorov relation in eq. (7). This can be illustrated via the phase-freedom η defined in eqs (24) and (25), which is far from trivial (see Fig. 8).

5 DISCUSSION

Our analysis has shown that the causality condition of minimum-phase functions can be less intuitive for matrix functions. The minimum-phase property does not necessarily hold for individual matrix elements but it does for the determinant. Hence, minimum-phase matrix functions can contain acausal matrix elements. Our numerical examples indicate that the matrix Wilson algorithm can accurately handle acausal off-diagonal elements, while acausal diagonal elements appear to be an obstacle. This limitation is not

obvious from the algorithm in eq. (30). In the presented examples, the temporal mute suppresses acausal events on the diagonal, but not on the off-diagonal elements. Hence, the subsequent matrix multiplication by \mathbf{D}_n could still introduce acausal events on the diagonals (see eq. 30). It remains undetermined whether normal-product factorization of minimum-phase matrices is limited to cases with strictly causal diagonal elements, or, whether a more general algorithm remains to be discovered.

Our interest in minimum-phase matrices is motivated by the Marchenko method. The latter formulates internal multiple elimination for seismic reflection data as an inverse problem. It aims to retrieve the dereverberation operator and it is often underconstrained in practice. Existing work demonstrates for the scalar case how two additional constraints can be used to accurately reconstruct the dereverberation operator. Firstly, the normal product of the dereverberation operator is retrieved via energy conservation. Secondly,

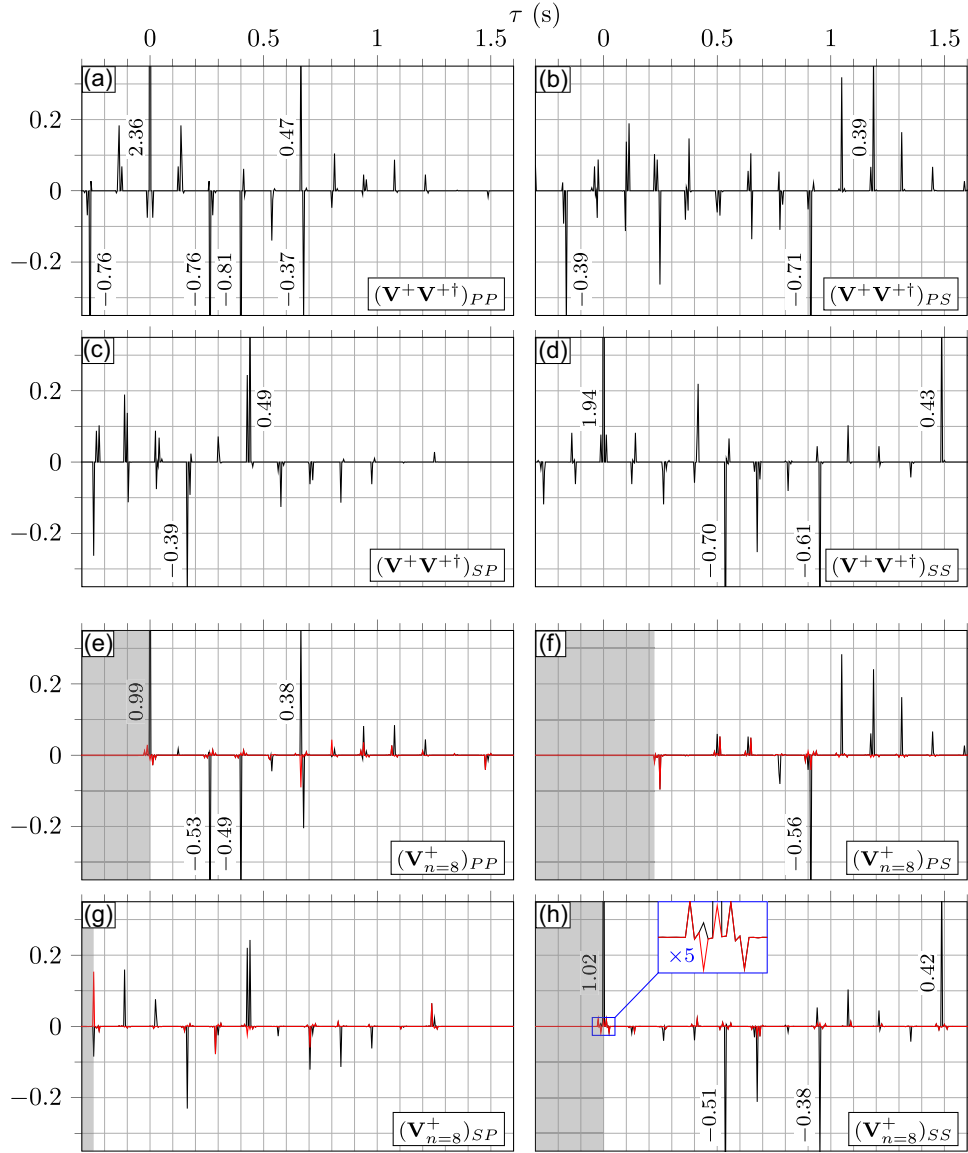


Figure 6. Idem as Fig. 5 but associated with the model *Elastic #2* (see Fig. 2). In this case, the dereverberation operator has acausal events on the diagonals (*PP* and *SS* components). The acausal events on the diagonals appear to be an issue for the Wilson algorithm. The dereverberation operator is reconstructed only up to a relative error in the order of 10 per cent (see Fig. 4), instead of numerical noise as in the previous example in Fig. 5.

the dereverberation operator is reconstructed from its normal product by exploiting its minimum-phase property (Dukalski *et al.* 2019; Elison *et al.* 2020; Peng *et al.* 2022). In previous work, we tried to generalize this strategy to the elastic case where the dereverberation operator is no longer a scalar but a 2×2 matrix, and identified two challenges (Reinicke *et al.* 2020):

(1) Once the normal product of the elastodynamic dereverberation operator is retrieved, it remains unclear how to reconstruct the operator uniquely from its normal product using its minimum-phase property.

(2) Energy conservation provides the normal product of the inverse transmission. The dereverberation operator \mathbf{V}^+ is minimum-phase but the inverse transmission $\mathbf{T}^{\downarrow-1}$ (also known as \mathbf{F}^+) is not. This is not an issue for scalars, because the scalar normal-products of the inverse transmission and the dereverberation operator are identical up to a frequency-independent constant. This holds because the acoustic direct transmission is a single pulse, $T_{\text{dir}}^{\downarrow} = \alpha e^{-i\omega \tau_{\text{dir}}}$,

with traveltime τ_{dir} ,

$$\mathbf{V}^+ \mathbf{V}^{+*} = \mathbf{T}^{\downarrow-1} \mathbf{T}_{\text{dir}}^{\downarrow} \mathbf{T}^{\downarrow-1*} \mathbf{T}_{\text{dir}}^{\downarrow*} = \mathbf{T}^{\downarrow-1} \mathbf{T}^{\downarrow-1*} |\alpha|^2. \quad (32)$$

However, this relation is more complicated for the elastic case where the direct transmission generalizes to a forward-scattered transmission including mode conversions $\mathbf{T}_{\text{dir}}^{\downarrow}$. Moreover, eq. (32) cannot be extended from the scalar to the matrix case because matrix multiplications do not commute.

In this paper, we focused on the first challenge. Addressing the second one is beyond the scope of this work.

We notice similarities between the Marchenko method and the here-discussed matrix Wilson method. Both methods use the same ingredients including temporal convolutions and correlations as well as temporal mutes. The modified mute of the matrix Wilson method $\Theta[\cdot]$ is inspired by, and is nearly identical to, one of the two mutes of the Marchenko method $\mathbf{P}_B[\cdot]$ (see eq. 16 in Reinicke *et al.* 2020). The two mutes only differ at time zero of the diagonal

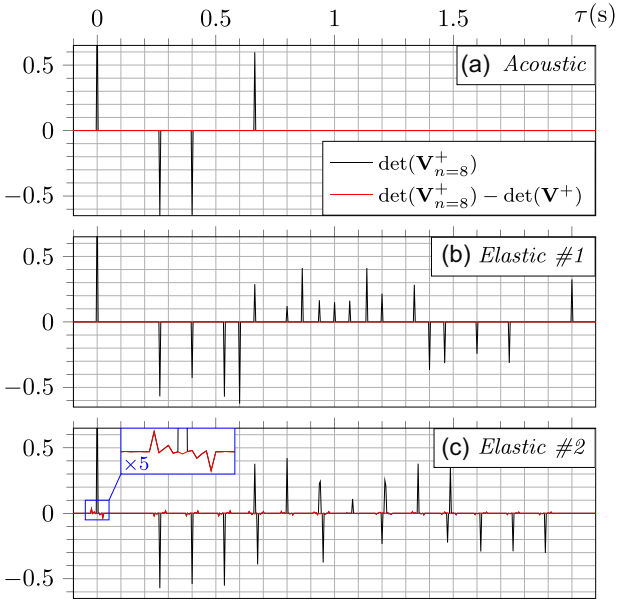


Figure 7. Determinants of the retrieved dereverberation operators (black) and the difference with respect to the modelled solutions (red). The panels are associated with the (a) *Acoustic*, (b) *Elastic #1*, and (c) *Elastic #2*, cases shown in Figs 3, 5 and 6, respectively. In the *Acoustic* case, the dereverberation operator is a scalar function, and hence, identical to its determinant. Nonetheless, it is shown for completeness. For the *Elastic #2* case, the determinant of the retrieved dereverberation operator is not minimum-phase, which can be easily seen via the acausal events shown in the magnified box in blue. The difference plot indicates that acausal events are absent in the determinant of the true solution, which possesses a minimum-phase property.

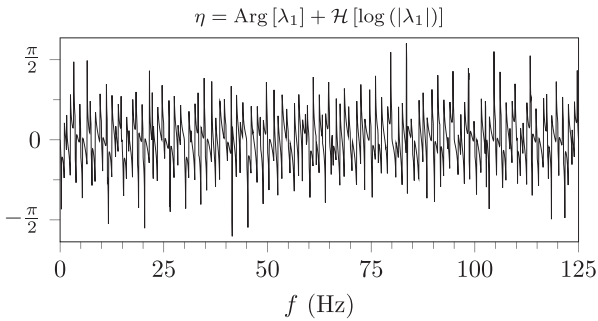


Figure 8. Phase-freedom η of the eigenvalues of the dereverberation operator shown in Figs 5(e)–(h), which is associated with the model *Elastic #1* (also see eq. 24). The horizontal axis denotes the temporal frequency $f = \frac{\omega}{2\pi}$.

elements, where the Wilson mute scales its argument by $\frac{1}{2}$ instead of 1 to ensure convergence. Moreover, both methods face limitations related to the mutes. It has been shown that the Marchenko method fails to reconstruct the desired solution in the presence of fast-multiples. The latter are multiples that have shorter traveltimes than some of the converted but non-reflected arrivals. As a result, fast-multiples introduce temporal overlaps between signals that the Marchenko method ought to separate with the mute. These temporal overlaps are due to acausal events in the diagonal elements of the dereverberation operator \mathbf{V}_{PP}^+ and \mathbf{V}_{SS}^+ . This limitation of the Marchenko method coincides with the cases where the matrix Wilson method fails to retrieve the correct solution. The question is whether fast multiples pose a fundamental limitation, or whether there is another, more robust solution strategy for the Marchenko

and matrix Wilson methods. Despite the remaining challenges, the matrix Wilson algorithm could potentially help to retrieve a better estimate of the desired dereverberation operator. For example, Peng *et al.* (2022) show that the 2-D acoustic augmented Marchenko method can reconstruct the correct dereverberation operator, even though they apply a scalar, instead of a matrix minimum-phase reconstruction. They propose a recursive application of the 2-D Marchenko method and a scalar minimum-phase correction. Similarly, one could attempt to recursively apply the elastodynamic Marchenko method and the matrix Wilson algorithm ignoring the challenge of fast multiples.

Minimum-phase matrices and normal-product factorization provide physical relationships that remain mostly unexplored, especially in geophysics. For example, the results of this work could bring new momentum to the research on reconstructing transmission from reflection data in the multidimensional acoustic or elastic case (i.e. beyond the work of Wapenaar *et al.* 2003). Moreover, we illustrated that normal-product factorization has four (real-valued) unknown parameters (for 2×2 matrices) but the determinant provides a single phase. Despite the mismatch in number of unknowns and equations, we demonstrated that the modified matrix Wilson algorithm can reconstruct a special class of minimum-phase matrices. This raises the question whether there are additional, so-far unexplored fundamental properties of minimum-phase matrices. If so, the follow up question is whether these properties allow for a unique factorization of normal products in more general cases, for example including fast-multiples. Answering these questions is beyond the scope of this paper but it is a matter of ongoing research. Last but not least, we investigated the simplest non-trivial matrix case, that is 2×2 matrices, but generalizations are not excluded. It would be particularly interesting to analyse multidimensional acoustic cases which will be subject of future work.

6 CONCLUSION

Minimum-phase properties become significantly more complicated when stepping from scalar to matrix functions. Since the minimum-phase property of a matrix only imposes conditions on its determinant, there are no constraints on individual matrix elements, for example they can be acausal.

Our analysis has been motivated by challenges of the Marchenko method. Hence, we focused on the minimum-phase properties of the elastodynamic dereverberation operator, which is a solution of the Marchenko method. We showed that this 2×2 minimum-phase matrix function can be uniquely reconstructed from its normal product using a modified version of the matrix Wilson algorithm. Compared to the original Wilson method, we modified the temporal mute that curiously is identical to one of the two mute operators of the Marchenko method, except for the time zero element.

However, the proposed solution appears to be limited to dereverberation operators with causal diagonal elements. Thus, the method excludes cases with fast-multiples that can occur in the presence of large P - and S -wave velocity differences. Moreover, the dereverberation operator can be seen as a special class of minimum-phase matrices, that is the proposed factorization method does not necessarily generalize for other minimum-phase matrices.

The presented results suggest that the minimum-phase property of matrices could play an important role in physics-driven data processing. This work scratches the surface of minimum-phase matrices in the context of geophysics and indicates interesting directions for future research.

ACKNOWLEDGMENTS

The research of Kees Wapenaar has received funding from the European Research Council (grant no. 742703).

DATA AVAILABILITY

The data underlying this paper cannot be shared publicly due to company regulations. The data will be shared on reasonable request to the corresponding author.

REFERENCES

- Berkhout, A., 1973. On the minimum-length property of one-sided signals, *Geophysics*, **38**(4), 657–672.
- Berkhout, A., 1982. *Seismic Migration—Imaging of Acoustic Wave Energy by Wave Field Extrapolation (A. Theoretical Aspects)*, 2nd edn, Elsevier.
- Bode, H.W. et al., 1945. Network analysis and feedback amplifier design, *PhD thesis*, D. Van Nostrand Company, Inc.
- Claerbout, J., 1998. Multidimensional recursive filters via a helix, *Geophysics*, **63**(5), 1532–1541.
- Claerbout, J.F., 1968. Synthesis of a layered medium from its acoustic transmission response, *Geophysics*, **33**(2), 264–269.
- Cornwell, J.F., 1997. *Group Theory in Physics: An Introduction*, Academic Press.
- Dukalski, M., 2020. The role of minimum phase in internal multiple removal, in *Proceedings of the 82nd EAGE Annual Conference & Exhibition*, Vol. 2020, pp. 1–3, European Association of Geoscientists & Engineers.
- Dukalski, M. & de Vos, K., 2022. Overburden-borne internal demultiple formula, *Geophysics*, **87**(3), V227–V246.
- Dukalski, M., Mariani, E. & de Vos, K., 2019. Handling short-period scattering using augmented Marchenko autofocusing, *Geophys. J. Int.*, **216**(3), 2129–2133.
- Dukalski, M., Reinicke, C. & Wapenaar, K., 2022. Towards understanding the impact of the evanescent elastodynamic mode coupling in Marchenko equation-based demultiple methods, in *Proceedings of the Second International Meeting for Applied Geoscience & Energy*, Houston, TX, USA, August 2022. Paper Number: SEG-2022-3745607, doi:10.1190/image2022-3745607.1.
- Elison, P., Dukalski, M.S., de Vos, K., van Manen, D.-J. & Robertsson, J.O., 2020. Data-driven control over short-period internal multiples in media with a horizontally layered overburden, *Geophys. J. Int.*, **221**(2), 769–787.
- Fomel, S., Sava, P., Rickett, J. & Claerbout, J.F., 2003. The Wilson–Burg method of spectral factorization with application to helical filtering, *Geophys. Prospect.*, **51**(5), 409–420.
- Hamada, M., 2015. On parameterizations of rotations, *Tamagawa Univ. Quant. ICT Res. Inst. Bull.*, **5**(1), 25–28.
- Horowitz, I., Oldak, S. & Yaniv, O., 1986. An important property of non-minimum-phase multiple-input-multiple-output feedback systems, *Int. J. Cont.*, **44**(3), 677–688.
- Johansson, K.H., 1997. Relay feedback and multivariable control, *PhD thesis*, Lund University.
- Lamoureux, M.P. & Margrave, G.F., 2007. An analytic approach to minimum phase signals, *CREWES Res. Rep.*, **19**, 1–12.
- Peng, H., Dukalski, M., Elison, P. & Vasconcelos, I., 2022. Data-driven suppression of short-period multiples from laterally-varying, thin-layered overburden structures, *Geophysics*, **88**(2), 1–63.
- Reinicke, C., 2020. Elastodynamic Marchenko inverse scattering: a multiple-elimination strategy for imaging of elastodynamic seismic reflection data, *PhD thesis*, Delft University of Technology.
- Reinicke, C., Dukalski, M. & Wapenaar, K., 2020. Comparison of monotonicity challenges encountered by the inverse scattering series and the Marchenko de-multiple method for elastic waves, *Geophysics*, **85**(5), 1–66.
- Robinson, H., 1969. Design of multivariable control systems using the inverse Nyquist array, in *Proceedings of the Institution of Electrical Engineers*, Vol. 116, pp. 1929–1936, IET.

- Shechtman, Y., Eldar, Y.C., Cohen, O., Chapman, H.N., Miao, J. & Segev, M., 2015. Phase retrieval with application to optical imaging: a contemporary overview, *IEEE Sig. Proc. Mag.*, **32**(3), 87–109.
- Sherwood, J. & Trorey, A., 1965. Minimum-phase and related properties of the response of a horizontally stratified absorptive earth to plane acoustic waves, *Geophysics*, **30**(2), 191–197.
- Skingle, C.W., Heron, K. & Gaukroger, D.R., 1977. The Application of the Hilbert Transform to System Response Analysis, Replaces RAE Technical Report 74117 - ARC 35681.
- van der Neut, J. & Wapenaar, K., 2016. Adaptive overburden elimination with the multidimensional Marchenko equation, *Geophysics*, **81**(5), T265–T284.
- Wapenaar, C., Draganov, D. & Thorbecke, J., 2003. Relations between codas in reflection and transmission data and their applications in seismic imaging, in *Proceedings of the 6th SEGJ International Symposium-Imaging Technology*, pp. 152–159, SEG.
- Wapenaar, C.P.A. & Berkhout, A.J., 1989. *Elastic Wave Field Extrapolation: Redatuming of Single-and Multi-Component Seismic Data*, Elsevier.
- Wapenaar, K., 2014. Single-sided Marchenko focusing of compressional and shear waves, *Phys. Rev. E*, **90**(6), 63202.
- Wapenaar, K., Thorbecke, J., van der Neut, J., Brogini, F., Slob, E. & Snieder, R., 2014. Marchenko imaging, *Geophysics*, **79**(3), WA39–WA57.
- Wiener, N., 1955. On the factorization of matrices, *Commentarii Mathematici Helvetici*, **29**(1), 97–111.
- Wilson, G., 1969. Factorization of the covariance generating function of a pure moving average process, *SIAM J. Numer. Anal.*, **6**(1), 1–7.
- Wilson, G.T., 1972. The factorization of matricial spectral densities, *SIAM J. Appl. Math.*, **23**(4), 420–426.
- Yilmaz, Ö., 2001. *Seismic Data Analysis: Processing, Inversion, and Interpretation of Seismic Data*, Society of Exploration Geophysicists.

APPENDIX: NOTATION

We use the following Fourier transforms (per ray-parameter) where the real-part is denoted by \Re ,

$$\mathbf{q}(p_x, z, \omega) = \int_{-\infty}^{\infty} \mathbf{q}(p_x, z, \tau) e^{-i\omega\tau} d\tau, \quad (\text{A1})$$

$$\mathbf{q}(p_x, z, \tau) = \frac{1}{\pi} \Re \left[\int_0^{\infty} \mathbf{q}(p_x, z, \omega) e^{i\omega\tau} d\omega \right]. \quad (\text{A2})$$

In this work, all equations are formulated for plane waves, that is per the ray-parameter p_x . We define the transformation from the offset-time domain $\mathbf{q}(x, z, t)$ to the ray-parameter intercept-time domain $\mathbf{q}(p_x, z, \tau)$ as,

$$\mathbf{q}(p_x, z, \tau) = \int_{-\infty}^{\infty} \mathbf{q}(x, z, \tau + p_x x) dx. \quad (\text{A3})$$

Table A1. Definition of additional operators used in this paper. All operators are applied per ray-parameter, p_x , and per frequency, ω , except for the Hilbert transform and the L_2 norm which take into account all frequencies. When applied to matrices, the operators act in the P – S space, except for the operations marked with ‘ \odot ’ which act per matrix element. The L_2 norm is calculated using all frequencies and all wavefield components, that is a single and four components for acoustic and elastodynamic waves, respectively.

Symbol	Operation
Superscript ‘*’	Complex-conjugate
Superscript ‘†’	Complex-conjugate transpose
Superscript ‘–1’	Inverse
log(·)	Natural logarithm
det(·)	Determinant
$\ \cdot\ _2$	L_2 norm
$ \cdot $	Absolute value
$e^{[\cdot]}/\cos[\cdot]/\sin[\cdot]$	\odot Exponential/cosine/sine function
$\mathcal{H}[\cdot]$	\odot Hilbert transform
Arg[·]	\odot Phase spectrum